

# B.C. Syndicated Poll Wave 3

The International Boreal Conservation Campaign &  
The Indigenous Leadership Initiative

December 9, 2020

**Bob Penner**  
**Stephanie Lynn**  
**Armand Cousineau**  
**Prathit Patel**

**STRATCOM**  
STRATEGIC COMMUNICATIONS

Toronto | Vancouver | Ottawa | Edmonton | Saskatoon | London | Brighton

# Methods and Reporting

# Methods and Reporting

- ▶ Fielded online to a proprietary panel from November 23<sup>rd</sup> – December 1<sup>st</sup>, 2020.
- ▶ Sample of 856 BC residents (18+) statistically weighted to match the gender, age, region and proportion of Chinese mother tongue in BC as per the 2016 Census.
- ▶ Online polls don't report margin of error, however a similar sized probability sample would have a margin of error of +/- 3.5%, 19 times out of 20.
- ▶ The BC Liberal Party elected a new interim leader during fielding. This was adjusted in the programmed questionnaire, resulting in 299 respondents seeing Andrew Wilkinson listed as leader and 557 seeing Shirley Bond.
- ▶ Some charts and tables might not total 100% due to rounding.
- ▶ All figures are percent (%) unless indicated otherwise.
- ▶ All research conducted by Stratcom.
- ▶ The political indicators section is shared exclusively by Stratcom with its syndicated poll partners. The dedicated bank section is the proprietary information of, and made available exclusively to, The International Boreal Conservation Campaign and the Indigenous Leadership Initiative.

# International Boreal Conservation Campaign & Indigenous Leadership Initiative dedicated questions

## SUMMARY

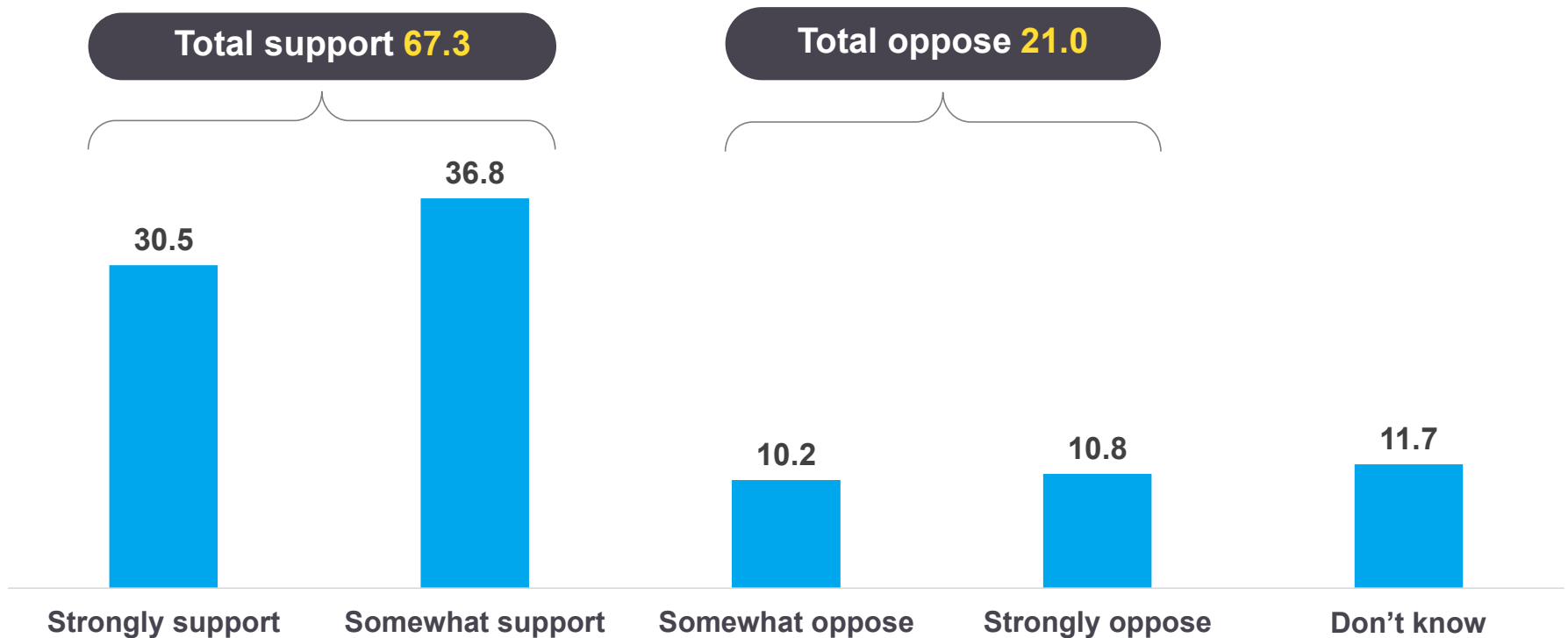
- ▶ Two-thirds (67%) support the creation of Indigenous Protected and Conserved Areas in BC.
  - Support is higher among those under 55 years old (72%) compared to those 55 or older (60%).
  - Women are slightly more likely to support (70%) than men (64%).
  - Regionally, support is highest in Vancouver (71%) and lowest in Rest of BC, although still strong at 65%.
  - Green Party voters (84%) and NDP voters (77%) are most likely to support, followed by Liberal voters (56%) and undecided voters (55%). One-third (33%) of Liberal voters oppose.
- ▶ Just over two-thirds (69%) support funding and investment in Indigenous stewardship as part of the government's economic recovery measures.
  - Similar to the previous question, support is highest among women, respondents under 55 years of age, Vancouver residents and with Green and NDP voters.

# International Boreal Conservation Campaign & Indigenous Leadership Initiative dedicated questions

## SUMMARY

- ▶ From a list of potential types of activities within Indigenous Protected and Conserved Areas, support is highest for tourism such as canoeing and guide-outfitting (80%). There is also majority support for conservation (70%), expansion of Indigenous Guardians programs (67%) and hunting, fishing and trapping (59%).
- ▶ Just over three-quarters (76%) agree that land-use planning could help reduce conflicts over pipelines, dams and other such developments.
  - This support is relatively constant across demographics, region and party support. While NDP (82%) and Green (86%) voters are more likely to support, there is still strong support from Liberal (72%) and undecided voters (72%). Support is a little less in Rest of BC, but still strong at 73%.

# Support for the creation of Indigenous Protected and Conserved Areas in BC



Q1. Some First Nations in BC want to establish Indigenous Protected and Conserved Areas to conserve forests, water, and wildlife and create sustainable economic opportunities. Overall, do you support or oppose the creation of Indigenous Protected and Conserved Areas in BC?

# Support for the creation of Indigenous Protected and Conserved Areas in BC

(by gender, age and region)

	Total Sample	Male	Female	18 - 34	35 - 54	55 +	Vancouver	Rest of Metro Vancouver	Vancouver Island	Rest of BC
Sample size	856	413	439	233	312	312	128	328	146	252
Strongly support	30.5	23.8	36.2	41.6	27.9	24.9	28.7	28.2	35.7	31.4
Somewhat support	36.8	40.4	33.7	30.2	43.7	34.7	42.7	39.1	32.6	33.5
Somewhat oppose	10.2	11.2	9.3	5.4	9.5	14.5	8.2	11.5	8.8	10.5
Strongly oppose	10.8	16.4	5.6	8.9	8.6	14.3	6.1	9.8	11.4	13.6
Don't know	11.7	8.1	15.2	13.9	10.2	11.6	14.3	11.5	11.5	11.0
Total support	67.3	64.2	69.9	71.8	71.6	59.6	71.4	67.3	68.3	64.9
Total oppose	21.0	27.6	14.9	14.3	18.1	28.8	14.3	21.3	20.2	24.1

7

**Q1.** Some First Nations in BC want to establish Indigenous Protected and Conserved Areas to conserve forests, water, and wildlife and create sustainable economic opportunities. Overall, do you support or oppose the creation of Indigenous Protected and Conserved Areas in BC?

# Support for the creation of Indigenous Protected and Conserved Areas in BC

(by vote intent, party universes and direction of province)

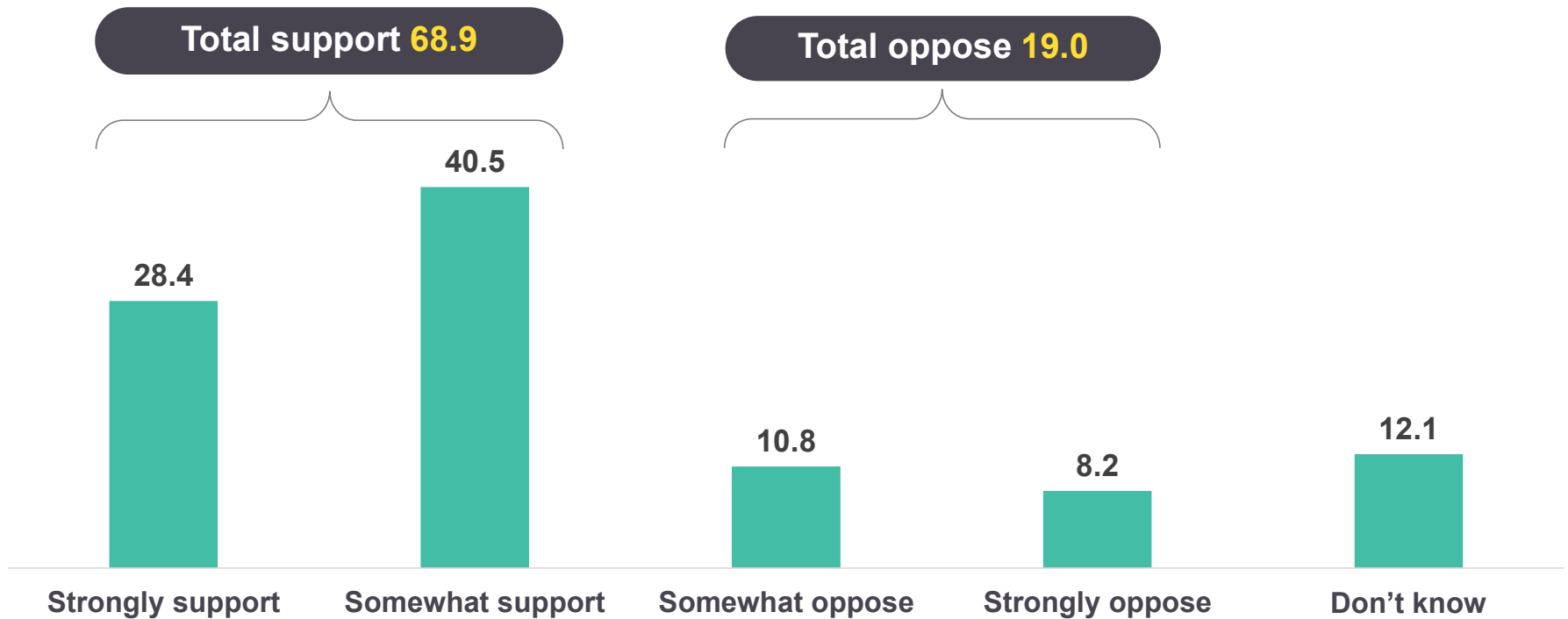
	Total Sample	BC NDP voters	BC LIB voters	BC GRN voters	BC Undecided voters	BC NDP universe	BC LIB universe	BC GRN universe	BC right direction	BC wrong track
Sample size	856	372	183	88	135	502	336	289	567	289
Strongly support	30.5	34.8	18.4	59.9	22.4	36.0	26.3	44.0	34.0	23.7
Somewhat support	36.8	42.5	37.8	23.6	32.6	39.5	38.1	37.8	39.9	30.7
Somewhat oppose	10.2	10.0	13.3	5.5	12.8	9.7	11.8	5.4	9.1	12.3
Strongly oppose	10.8	4.9	19.2	4.1	10.1	5.9	13.9	5.2	6.6	18.9
Don't know	11.7	7.8	11.2	6.8	22.2	8.9	9.8	7.6	10.3	14.5
Total support	67.3	77.3	56.2	83.5	55.0	75.5	64.4	81.8	73.9	54.4
Total oppose	21.0	14.9	32.5	9.6	22.9	15.6	25.7	10.6	15.7	31.2

8

**Q1.** Some First Nations in BC want to establish Indigenous Protected and Conserved Areas to conserve forests, water, and wildlife and create sustainable economic opportunities. Overall, do you support or oppose the creation of Indigenous Protected and Conserved Areas in BC?



# Support for funding and investment in Indigenous stewardship



**Q2.** In many communities, Indigenous land management is becoming an engine of nature conservation and economic activity. This includes Indigenous Protected and Conserved Areas and Indigenous Guardians. Indigenous Guardians are trained local experts who manage lands and waters, test water quality, restore species like caribou and salmon, and monitor development such as mine sites or forestry projects. Overall, how much do you support or oppose the government supporting, funding and investing in Indigenous stewardship, with programs like the Guardians, as part of their economic recovery measures?

## Support for funding and investment in Indigenous stewardship (by gender, age and region)

	Total Sample	Male	Female	18 - 34	35 - 54	55 +	Vancouver	Rest of Metro Vancouver	Vancouver Island	Rest of BC
Sample size	856	413	439	233	312	312	128	328	146	252
Strongly support	28.4	21.3	34.4	34.3	28.1	24.3	25.4	25.8	30.2	31.7
Somewhat support	40.5	43.8	37.8	38.5	43.9	38.6	48.1	45.4	37.6	32.4
Somewhat oppose	10.8	12.8	9.0	9.0	9.4	13.5	7.6	10.4	11.6	12.7
Strongly oppose	8.2	12.5	4.1	5.5	7.7	10.6	5.3	7.1	7.3	11.6
Don't know	12.1	9.5	14.7	12.6	10.9	13.0	13.6	11.4	13.4	11.7
<b>Total support</b>	<b>68.9</b>	<b>65.1</b>	<b>72.2</b>	<b>72.8</b>	<b>72.0</b>	<b>62.9</b>	<b>73.5</b>	<b>71.2</b>	<b>67.8</b>	<b>64.1</b>
<b>Total oppose</b>	<b>19.0</b>	<b>25.3</b>	<b>13.1</b>	<b>14.5</b>	<b>17.1</b>	<b>24.1</b>	<b>12.9</b>	<b>17.5</b>	<b>18.9</b>	<b>24.3</b>

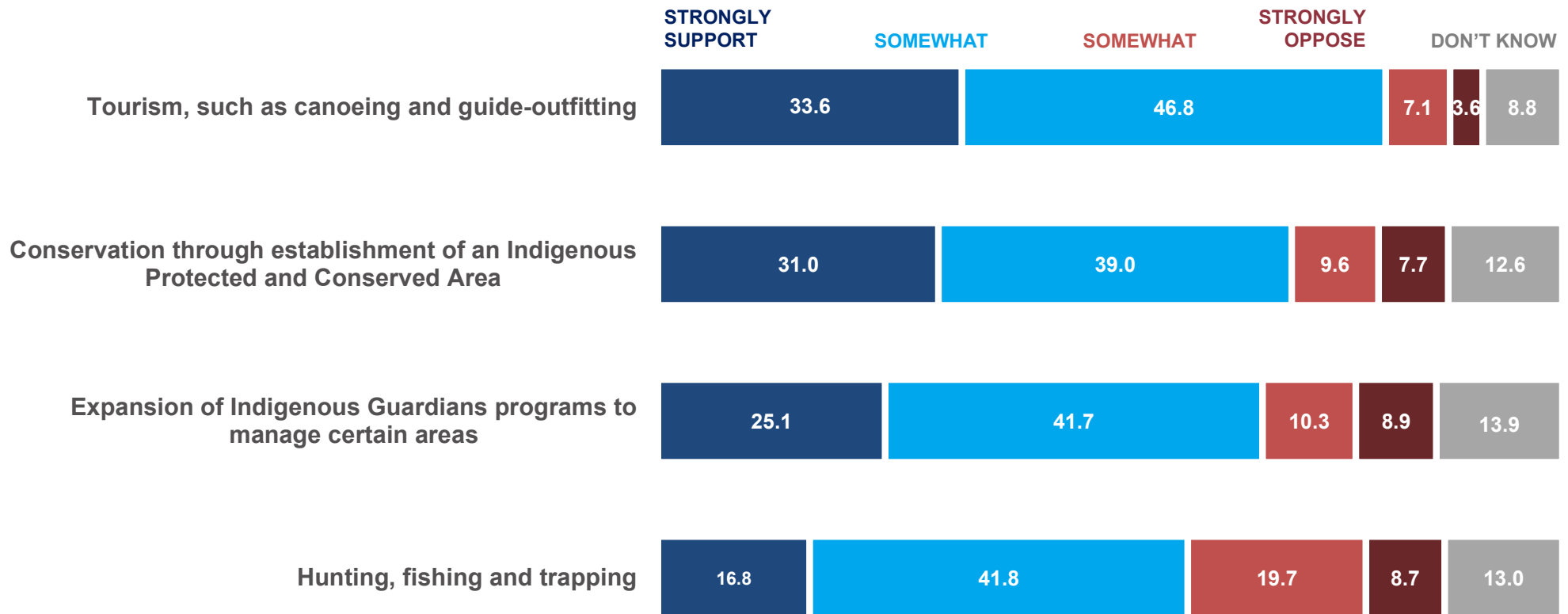
**Q2.** In many communities, Indigenous land management is becoming an engine of nature conservation and economic activity. This includes Indigenous Protected and Conserved Areas and Indigenous Guardians. Indigenous Guardians are trained local experts who manage lands and waters, test water quality, restore species like caribou and salmon, and monitor development such as mine sites or forestry projects. Overall, how much do you support or oppose the government supporting, funding and investing in Indigenous stewardship, with programs like the Guardians, as part of their economic recovery measures?

## Support for funding and investment in Indigenous stewardship (by vote intent, party universes and direction of province)

	Total Sample	BC NDP voters	BC LIB voters	BC GRN voters	BC Undecided voters	BC NDP universe	BC LIB universe	BC GRN universe	BC right direction	BC wrong track
Sample size	856	372	183	88	135	502	336	289	567	289
Strongly support	28.4	31.4	18.2	61.3	19.3	32.8	24.6	43.4	30.4	24.5
Somewhat support	40.5	44.3	42.4	27.3	37.9	42.7	43.2	38.3	44.4	32.9
Somewhat oppose	10.8	9.8	14.9	6.4	11.9	9.5	11.7	8.1	9.6	13.2
Strongly oppose	8.2	3.7	17.6	1.3	6.0	3.8	12.0	2.6	4.7	14.9
Don't know	12.1	10.7	6.9	3.7	24.8	11.1	8.4	7.6	10.9	14.5
Total support	68.9	75.7	60.6	88.6	57.2	75.5	67.8	81.7	74.8	57.4
Total oppose	19.0	13.5	32.5	7.7	17.9	13.3	23.7	10.7	14.3	28.1

**Q2.** In many communities, Indigenous land management is becoming an engine of nature conservation and economic activity. This includes Indigenous Protected and Conserved Areas and Indigenous Guardians. Indigenous Guardians are trained local experts who manage lands and waters, test water quality, restore species like caribou and salmon, and monitor development such as mine sites or forestry projects. Overall, how much do you support or oppose the government supporting, funding and investing in Indigenous stewardship, with programs like the Guardians, as part of their economic recovery measures?

# Support for types of development in Indigenous Protected and Conserved Areas



**Q3.** Some First Nations have proposed creating Indigenous Protected and Conserved Areas on certain regions within traditional territories. Some of these regions may also have potential for development. For each one, please indicate whether you support or oppose this activity taking place within one of these regions.

# Support for types of development in Indigenous Protected and Conserved Areas

(by gender, age and region)

Total support	Total Sample	Male	Female	18 - 34	35 - 54	55 +	Vancouver	Rest of Metro Vancouver	Vancouver Island	Rest of BC
Sample size	856	413	439	233	312	312	128	328	146	252
Tourism, such as canoeing and guide-outfitting	80.4	82.1	78.7	75.7	78.6	85.8	76.4	81.2	81.3	80.9
Conservation through establishment of an Indigenous Protected and Conserved Area	70.0	66.6	73.0	73.2	69.7	68.1	70.4	71.4	70.4	67.5
Expansion of Indigenous Guardians programs to manage certain areas	66.8	62.7	70.4	70.9	69.7	60.9	69.4	68.3	68.3	62.3
Hunting, fishing and trapping	58.6	62.1	55.0	63.0	51.3	62.5	50.7	56.1	63.0	62.8

**Q3.** Some First Nations have proposed creating Indigenous Protected and Conserved Areas on certain regions within traditional territories. Some of these regions may also have potential for development. For each one, please indicate whether you support or oppose this activity taking place within one of these regions.

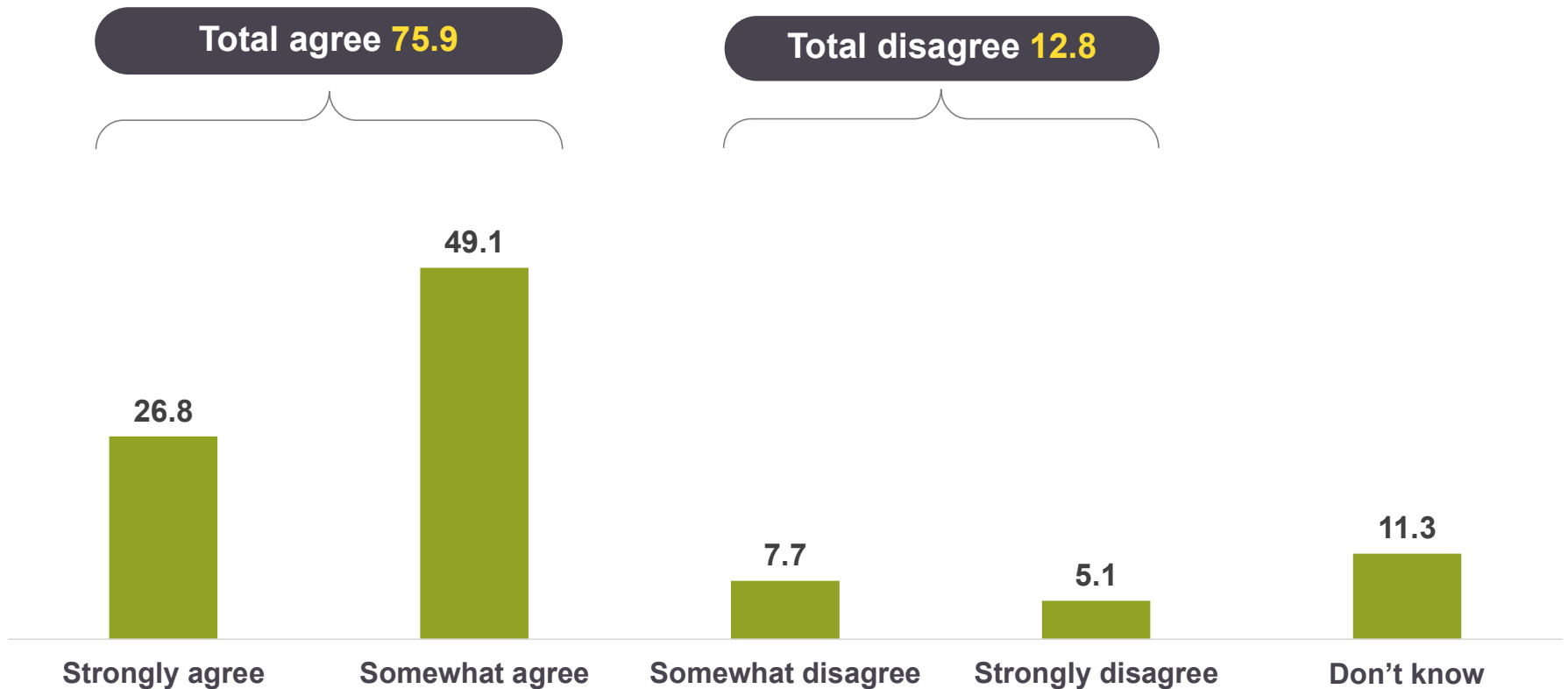
# Support for types of development in Indigenous Protected and Conserved Areas

(by vote intent, party universe and direction of province)

Total support	Total Sample	BC NDP voters	BC LIB voters	BC GRN voters	BC Undecided voters	BC NDP universe	BC LIB universe	BC GRN universe	BC right direction	BC wrong track
Sample size	856	372	183	88	135	502	336	289	567	289
Tourism, such as canoeing and guide-outfitting	80.4	85.7	81.5	81.2	73.8	83.8	82.3	85.8	83.0	75.3
Conservation through establishment of an Indigenous Protected and Conserved Area	70.0	77.4	63.7	89.5	52.7	76.7	69.3	84.3	75.0	60.2
Expansion of Indigenous Guardians programs to manage certain areas	66.8	73.7	58.7	88.5	54.3	74.7	65.1	82.1	72.9	54.9
Hunting, fishing and trapping	58.6	58.7	64.4	61.0	50.6	58.6	61.8	61.7	58.3	59.1

**Q3.** Some First Nations have proposed creating Indigenous Protected and Conserved Areas on certain regions within traditional territories. Some of these regions may also have potential for development. For each one, please indicate whether you support or oppose this activity taking place within one of these regions.

# Land-use planning could help reduce conflicts



15 **Q4.** BC has recently experienced conflicts over pipelines, dams, and other such developments. One possible way to reduce the number of these conflicts is through land-use planning—a process where the BC government and First Nations work together with local communities and industry to identify lands where conservation and development could occur. Do you agree or disagree that land-use planning could help reduce conflicts?

## Land-use planning could help reduce conflicts (by gender, age and region)

	Total Sample	Male	Female	18 - 34	35 - 54	55 +	Vancouver	Rest of Metro Vancouver	Vancouver Island	Rest of BC
Sample size	856	413	439	233	312	312	128	328	146	252
Strongly agree	26.8	25.2	27.6	29.8	23.7	27.6	24.3	29.5	26.4	24.7
Somewhat agree	49.1	46.8	51.7	44.1	54.0	47.9	53.7	47.2	50.9	48.2
Somewhat disagree	7.7	10.6	5.0	8.6	7.7	7.0	6.1	8.4	11.0	5.7
Strongly disagree	5.1	8.6	1.8	3.1	4.7	7.0	3.4	3.6	3.3	9.0
Don't know	11.3	8.8	13.9	14.4	10.0	10.5	12.6	11.4	8.5	12.4
<b>Total agree</b>	<b>75.9</b>	<b>72.0</b>	<b>79.3</b>	<b>73.9</b>	<b>77.7</b>	<b>75.5</b>	<b>78.0</b>	<b>76.7</b>	<b>77.3</b>	<b>72.9</b>
<b>Total disagree</b>	<b>12.8</b>	<b>19.2</b>	<b>6.8</b>	<b>11.7</b>	<b>12.4</b>	<b>14.0</b>	<b>9.5</b>	<b>12.0</b>	<b>14.3</b>	<b>14.7</b>

16

**Q4.** BC has recently experienced conflicts over pipelines, dams, and other such developments. One possible way to reduce the number of these conflicts is through land-use planning—a process where the BC government and First Nations work together with local communities and industry to identify lands where conservation and development could occur. Do you agree or disagree that land-use planning could help reduce conflicts?



## Land-use planning could help reduce conflicts (by vote intent, party universes and direction of province)

	Total Sample	BC NDP voters	BC LIB voters	BC GRN voters	BC Undecided voters	BC NDP universe	BC LIB universe	BC GRN universe	BC right direction	BC wrong track
Sample size	856	372	183	88	135	502	336	289	567	289
Strongly agree	26.8	31.8	20.1	39.5	22.0	33.6	25.1	32.0	32.2	16.1
Somewhat agree	49.1	50.2	51.5	46.5	50.1	47.9	50.9	52.0	48.5	50.2
Somewhat disagree	7.7	7.3	8.8	3.7	6.1	6.9	7.8	5.8	6.8	9.3
Strongly disagree	5.1	1.6	9.0	4.0	1.7	2.0	6.3	2.6	1.7	11.8
Don't know	11.3	9.1	10.6	6.2	20.1	9.6	10.0	7.4	10.7	12.6
Total agree	75.9	82.0	71.6	86.0	72.1	81.5	76.0	84.0	80.7	66.3
Total disagree	12.8	8.9	17.8	7.7	7.8	8.9	14.1	8.4	8.5	21.1

17 **Q4.** BC has recently experienced conflicts over pipelines, dams, and other such developments. One possible way to reduce the number of these conflicts is through land-use planning—a process where the BC government and First Nations work together with local communities and industry to identify lands where conservation and development could occur. Do you agree or disagree that land-use planning could help reduce conflicts?

Bob Penner  
CEO  
**E:** [bob.penner@stratcom.ca](mailto:bob.penner@stratcom.ca)  
**C:** 604-897-8978

Stephanie Lynn  
Vice President, Research & Engagement  
**E:** [stephanie.lynn@stratcom.ca](mailto:stephanie.lynn@stratcom.ca)  
**C:** 778-866-4378

Armand Cousineau  
Senior Manager of Research  
**E:** [armand.cousineau@stratcom.ca](mailto:armand.cousineau@stratcom.ca)

Prathit Patel  
Data Analyst  
**E:** [prathit.patel@stratcom.ca](mailto:prathit.patel@stratcom.ca)